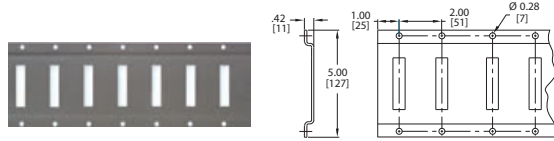
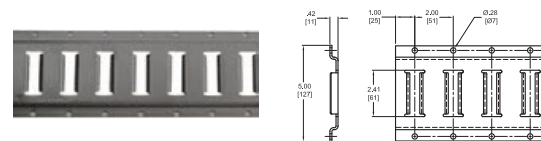


## SERIES A TRACK HORIZONTAL



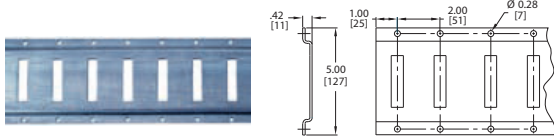
<b>Material</b>	High strength steel; 12 gauge
<b>Minimum Yield</b>	50,000 psi.
<b>Finish</b>	Gray or Black Powder Coated
<b>Custom Lengths</b>	2' thru 10'

## SERIES E TRACK HORIZONTAL



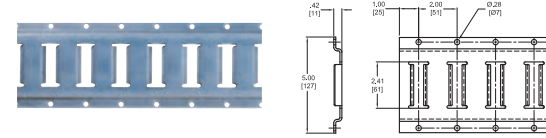
<b>Material</b>	High strength steel; 12 gauge
<b>Minimum Yield</b>	50,000 psi.
<b>Finish</b>	Gray or Black Powder Coated
<b>Custom Lengths</b>	2' thru 52'

## SERIES A TRACK HORIZONTAL



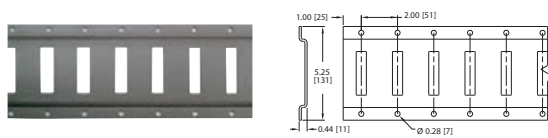
<b>Material</b>	High strength steel; 12 gauge
<b>Minimum Yield</b>	50,000 psi.
<b>Finish</b>	Galvanized
<b>Custom Lengths</b>	2' thru 52'

## SERIES E TRACK HORIZONTAL



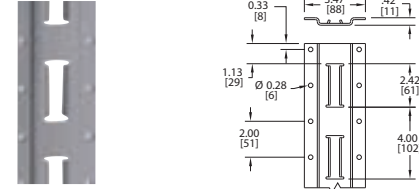
<b>Material</b>	High strength steel; 12 gauge
<b>Minimum Yield</b>	50,000 psi.
<b>Finish</b>	Galvanized
<b>Custom Lengths</b>	2' thru 52'

## HEAVY-DUTY SERIES A TRACK HORIZONTAL



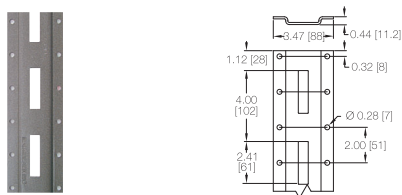
<b>Material</b>	High strength steel; 11 gauge
<b>Minimum Yield</b>	50,000 psi.
<b>Finish</b>	Gray or Black Powder Coated
<b>Custom Lengths</b>	2' thru 10'

## SERIES E TRACK VERTICAL




<b>Material</b>	High strength steel; 11 gauge
<b>Minimum Yield</b>	50,000 psi.
<b>Finish</b>	Gray or Black Powder Coated
<b>Custom Lengths</b>	2' thru 52'

## SERIES A TRACK VERTICAL



<b>Material</b>	High strength steel; 11 gauge
<b>Minimum Yield</b>	50,000 psi.
<b>Finish</b>	Gray or Black Powder Coated
<b>Custom Lengths</b>	2' thru 10'

## 3/4" HOLE - SERIES F TRACK HORIZONTAL OR VERTICAL



<b>Material</b>	High strength steel; 15 gauge
<b>Finish</b>	Galvanized
<b>Custom Lengths</b>	2' thru 10'

## 1" HOLE GALVANIZED SERIES F TRACK



<b>Material</b>	High strength steel; 15 gauge
<b>Finish</b>	Galvanized
<b>Custom Lengths</b>	2' thru 10'



**Custom cut-to-length  
per customer request!**